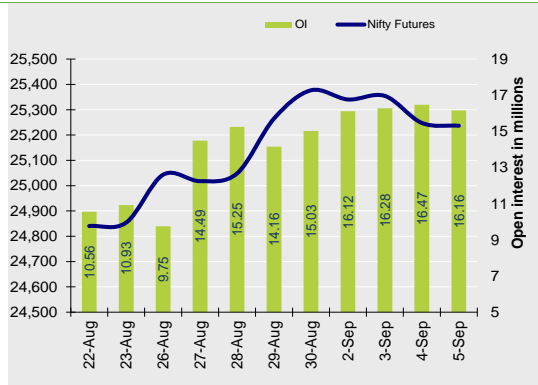


Nifty Snapshot

	Close	Prv Cl.	Ab chg	% chg
Spot	25,145.10	25,198.70	-53.60	-0.21
Futures	25,236.75	25,247.80	-11.05	-0.04
OI(mlshr)	16.16	16.47	-0.32	-1.92
Vol (lots)	171152	242488	-71336	-29.42
COC	91.65	49.10	42.55	86.7
PCR-OI	1.33	1.08	0.25	23.0

Nifty Futures Price v/s OI



Institutional Activity in previous trading session

(in Rs cr.)	Buy	Sell	Net
Index Futures	1596.92	2267.11	-670.19
Index Options	2365787.81	2424458.91	-58671.10
Stock Futures	24750.72	28951.27	-4200.55
Stock Options	33052.65	35750.77	-2698.12
FII Cash	17,446.87	18,135.56	-688.69
DII Cash	14,803.18	11,832.44	2,970.74

Net FII Activity (in Rs cr.)

Date	Idx Fut	Stk Fut	Idx Opt	Cash
5-Sep	-670.2	-4200.6	-58671.1	-689
4-Sep	-1333.5	-5541.1	-29081.4	975
3-Sep	389.0	5992.1	25246.6	1029
2-Sep	-600.2	2186.4	-8469.2	1735
30-Aug	2275.7	4370.3	14634.9	5318
29-Aug	3346.7	1022.5	121175.8	3260

Technical Pivot (Intraday):

	S2	S1	PIVOT	R1	R2
NIFTY	25145	25190	25270	25315	25395
BANKNIFTY	51580	51655	51715	51790	51850

(Price is in Rs; OI is in million units; Price chg and OI chg are in percentage) **NB RESEARCH**

Fresh Longs seen in:

Scrip	Price	Price chg	OI	OI Chg
SYNGENE	911.5	3.1	6.7	14.8
MUTHOOTFIN	1998.1	1.9	3.9	11.3
GMRINFRA	96.4	2.8	335.0	9.1

Short Covering seen in:

Scrip	Price	Price chg	OI	OI Chg
PVRINOX	1581.3	3.6	3.6	-10.0
LICHSGFIN	711.4	2.4	28.9	-4.5
RAMCOCEM	850.5	0.7	10.7	-4.5

Fresh Shorts seen in:

Scrip	Price	Price chg	OI	OI Chg
MFSL	1123.4	-1.4	9.4	54.0
CHAMBLFERT	515.1	-3.3	14.7	15.8
RELIANCE	2999.5	-1.3	55.1	7.3

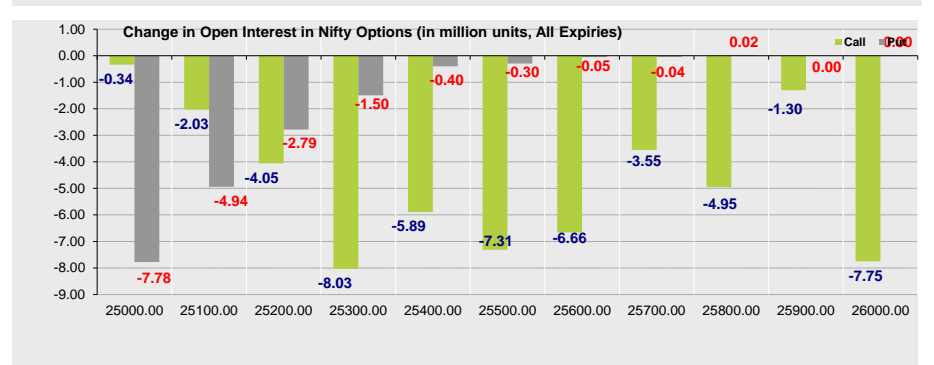
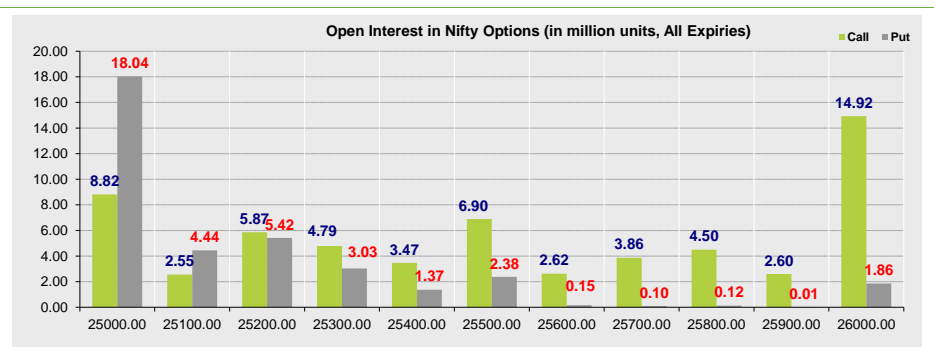
Long Unwinding seen in:

Scrip	Price	Price chg	OI	OI Chg
ZYDUSLIFE	1136.1	-0.5	18.3	-9.3
LALPATHLAB	3411.6	-0.1	1.0	-7.8
BAJAJFINSV	1872.5	-0.2	13.2	-3.5

Summary

- Indian markets closed on a flat note where buying was mainly seen in Banking, Information Technology, Metals sectors. Nifty Sept Futures closed at 25236.75 (down 11.05 points) at a premium of 91.65 pts to spot.
- FII's were net sellers in Cash to the tune of 688.69 Cr and were net sellers in index futures to the tune of 670.19 Cr.
- India VIX decreased by 1.18% to close at 14.21 touching an intraday high of 14.38.

Open Interest in Nifty Options:



- The above second chart shows previous trading day's change in Nifty options where Liquidation in OI were seen in 25000, 25100, 25200 strike Puts and at 25400, 25300, 25200 strike Calls indicating market is likely to remain range bound the near term.
- Highest OI build-up is seen at 26000 strike Calls and 25000 strike Puts, to the tune of 14.92mn and 18.04mn respectively.

Outlook on Nifty:

Index is likely to open on a flat note today and is likely to remain range bound during the day.

NIFTY50 Options OI (CE OI = Resistance) (PE OI = Support)			
Symbol	Highest CE OI	Highest PE OI	CMP
ADANIPTS	1500	1460	1471
ADANIEN	3200	2800	3030
ASIANPAINT	3400	3200	3247
AXISBANK	1200	1200	1184
BAJAJ-AUTO	11000	10000	10913
BAJAJFINSV	1900	1700	1873
BAJFINANCE	8000	7000	7271
BHARTIARTL	1600	1500	1555
BPCL	370	350	362
BRITANNIA	6000	5500	5874
CIPLA	1660	1640	1632
COALINDIA	540	500	500
DIVISLAB	5100	5000	5129
DRREDDY	7000	6500	6731
EICHERMOT	5000	5000	4806
GRASIM	2800	2700	2756
HCLTECH	1840	1700	1794
HDFCBANK	1700	1600	1654
HDFCLIFE	770	700	754
HEROMOTOCO	5800	5500	5751
HINDALCO	700	650	672
HINDUNILVR	3000	2600	2847
ICICIBANK	1240	1200	1242
ITC	520	500	513
INDUSINDBK	1460	1400	1431

NIFTY50 Options OI (CE OI = Resistance) (PE OI = Support)			
Symbol	Highest CE OI	Highest PE OI	CMP
INFY	2000	1900	1939
IOC	180	175	182
JSWSTEEL	950	900	930
KOTAKBANK	1900	1800	1783
LT	3800	3600	3634
LTIM	6200	6000	6182
M&M	2800	2700	2739
MARUTI	12500	12000	12331
NESTLEIND	2600	2440	2512
NTPC	420	400	406
ONGC	330	300	313
POWERGRID	340	340	333
RELIANCE	3100	3000	2999
SBILIFE	1920	1900	1914
SBIN	820	800	821
SUNPHARMA	1860	1800	1832
TATACONSUM	1200	1200	1193
TATAMOTORS	1100	1000	1072
TATASTEEL	155	155	152
TCS	5000	4400	4497
TECHM	1700	1600	1645
TITAN	3800	3600	3733
ULTRACEMCO	11800	11000	11576
UPL	630	600	622
WIPRO	550	520	527

Derivative Recommendations:

Stock Name	Call (Buy/Sell)	Entry price	Targets	Stop Loss	Duration	Status
COFORGE (Bull Call Spread)	Buy	103	197	50	1-2 Days	Open
BPCL 360 CE	Buy	7	20	2	Positional	Open
GNFC 710CE	Buy	21	28	17	1-2 Days	Open

FROM THE EQUITY DERIVATIVE DESK:

NIRAV HARISH CHHEDA
AVP - DERIVATIVES AND TECHNICAL RESEARCH
E-Mail: nirav.chheda@nirmalbang.com
Tel no: 6273-8199/8000

AMIT BHUPTANI
SNR.DERIVATIVES AND TECHNICAL RESEARCH ANALYST
E-Mail: amit.bhuptani@nirmalbang.com
Tel no: 6273-8242/8000

DISCLOSURES

Research Reports that are published by Nirmal Bang Securities Private Limited (hereinafter referred to as "NBSPL") are for private circulation only. NBSPL is a registered Research Analyst under SEBI (Research Analyst) Regulations, 2014 having Registration no. INH000001766. NBSPL is also a registered Stock Broker with National Stock Exchange of India Limited, BSE Limited, Metropolitan Stock Exchange of India Limited, Multi Commodity Exchange of India Limited, National Commodity and Derivative Exchange Limited and Indian Commodity Exchange Limited in cash and Equity and Commodities derivatives segments.

NBSPL has other business divisions with independent research teams separated by Chinese walls, and therefore may, at times, have different or contrary views on stocks and markets.

NBSPL or its associates have not been debarred / suspended by SEBI or any other regulatory authority for accessing / dealing in securities Market. NBSPL, its associates or analyst or his relatives do not hold any financial interest (Except Investment) in the subject company. NBSPL or its associates or Analyst do not have any conflict or material conflict of interest at the time of publication of the research report with the subject company. NBSPL or its associates or Analyst or his relatives may or may not hold beneficial ownership of 1% or more in the subject company at the end of the month immediately preceding the date of publication of this research report.

NBSPL or its associates / analyst has not received any compensation / managed or co-managed public offering of securities of the company covered by Analyst during the past twelve months. NBSPL or its associates have not received any compensation or other benefits from the company covered by Analyst or third party in connection with the research report. Analyst has not served as an officer, director or employee of Subject Company. NBSPL / analyst has not been engaged in market making activity of the subject company.

Analyst Certification: The research analysts and authors of these reports, hereby certify that the views expressed in this research report accurately reflects my/our personal views about the subject securities, issuers, products, sectors or industries. It is also certified that no part of the compensation of the analyst(s) was, is, or will be directly or indirectly related to the inclusion of specific recommendations or views in this research. The analyst(s) principally responsible for the preparation of this research report and has taken reasonable care to achieve and maintain independence and objectivity in making any recommendations.

DISCLAIMER

This report is for the personal information of the authorized recipient and does not construe to be any investment, legal or taxation advice to you. NBSPL is not soliciting any action based upon it. Nothing in this research shall be construed as a solicitation to buy or sell any security or product, or to engage in or refrain from engaging in any such transaction. In preparing this research, we did not take into account the investment objectives, financial situation and particular needs of the reader.

This research has been prepared for the general use of the clients of NBSPL and must not be copied, either in whole or in part, or distributed or redistributed to any other person in any form. If you are not the intended recipient you must not use or disclose the information in this research in any way. Though disseminated to all the customers simultaneously, not all customers may receive this report at the same time. NBSPL will not treat recipients as customers by virtue of their receiving this report. This report is not directed or intended for distribution to or use by any person or entity resident in a state, country or any jurisdiction, where such distribution, publication, availability or use would be contrary to law, regulation or which would subject NBSPL & its group companies to registration or licensing requirements within such jurisdictions.

The report is based on the information obtained from sources believed to be reliable, but we do not make any representation or warranty that it is accurate, complete or up-to-date and it should not be relied upon as such. We accept no obligation to correct or update the information or opinions in it. NBSPL or any of its affiliates or employees shall not be in any way responsible for any loss or damage that may arise to any person from any inadvertent error in the information contained in this report. NBSPL or any of its affiliates or employees do not provide, at any time, any express or implied warranty of any kind, regarding any matter pertaining to this report, including without limitation the implied warranties of merchantability, fitness for a particular purpose, and non-infringement. The recipients of this report should rely on their own investigations.

This information is subject to change without any prior notice. NBSPL reserves its absolute discretion and right to make or refrain from making modifications and alterations to this statement from time to time. Nevertheless, NBSPL is committed to providing independent and transparent recommendations to its clients, and would be happy to provide information in response to specific client queries.

Before making an investment decision on the basis of this research, the reader needs to consider, with or without the assistance of an adviser, whether the advice is appropriate in light of their particular investment needs, objectives and financial circumstances. There are risks involved in securities trading. The price of securities can and does fluctuate, and an individual security may even become valueless. International investors are reminded of the additional risks inherent in international investments, such as currency fluctuations and international stock market or economic conditions, which may adversely affect the value of the investment. Opinions expressed are subject to change without any notice. Neither the company nor the director or the employees of NBSPL accept any liability whatsoever for any direct, indirect, consequential or other loss arising from any use of this research and/or further communication in relation to this research. Here it may be noted that neither NBSPL, nor its directors, employees, agents or representatives shall be liable for any damages whether direct or indirect, incidental, special or consequential including lost revenue or lost profit that may arise from or in connection with the use of the information contained in this report.

Copyright of this document vests exclusively with NBSPL. Our reports are also available on our website www.nirmalbang.com